


TRAVEL

Travel across all Arkansas highways, roads, and streets totaled **36 billion** vehicle miles in 2017.

Travel across the State Highway System totaled **27 billion** vehicle miles, 75% of the total travel.

In 2017, over **95%** of all heavy truck travel in Arkansas occurred on the State Highway System.



MOTOR FUEL CONSUMPTION

PERCENT CHANGE

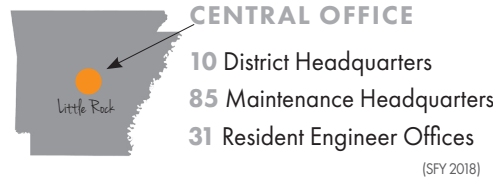
Gasoline:	-0.95%
Diesel:	2.63%

(SFY 2018 COMPARED TO SFY 2017)
CNG — COMPRESSED NATURAL GAS

ARKANSAS STATE HIGHWAY COMMISSION

The first Arkansas State Highway Commission was appointed in 1913. Amendment 42 of the Constitution of Arkansas, adopted in 1952, established the five-member State Highway Commission. Under this authority, the State Highway Commission is vested with powers and duties for administering Arkansas' State Highway System. Act 192 of 1977 created the Arkansas Department of Transportation (Department), adding responsibilities for coordinating public and private transportation activities and implementing a safe and efficient intermodal transportation system.

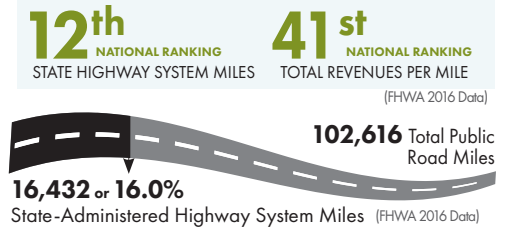
ORGANIZATION AND PERSONNEL



SAFETY

The Arkansas Strategic Highway Safety Plan (2017) identified five critical emphasis areas. It recommended strategies for each to reduce the number of fatal and serious injury roadway crashes. It was determined that the 2017 SHSP should focus on the five performance areas required by the Fixing America's Surface Transportation Act (FAST Act) passed by Congress and the President on December 4, 2015. The performance goals are as follows: Reduce the number of fatalities in Arkansas to 485 by 2022. Reduce the fatality rate in Arkansas to 1.43 by 2022. Reduce the number of serious injuries in Arkansas to 3,055 by 2022. Reduce the serious injury rate in Arkansas to 9.82 by 2022. Reduce the number of non-motorized fatalities and serious injuries to 131 by 2022.

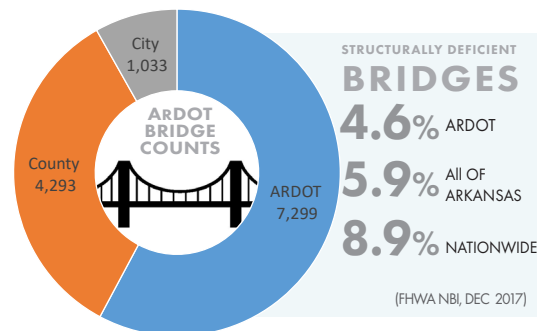
STATE HIGHWAY SYSTEM



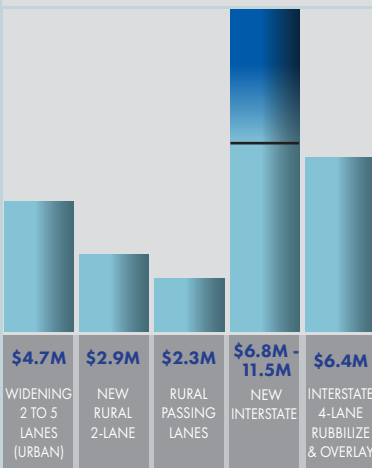
PUBLIC TRANSIT

The Department administers five Federal Transit Administration formula programs totaling close to \$22 million annually. These programs are supported by the Mass Transit Account that is funded by a 2.86¢ per gallon federal fuel tax and Federal General Fund revenues. Act 949 of 2001 established the Arkansas Public Transit Fund, to be funded from a 5% tax on car rental rates, which generates approximately \$5 million annually for transit activities. The funds generated by the tax on rental cars are used to match federal funds for the purchase of public transportation vehicles, public transit equipment or facilities, and for the operation of the U.S. Department of Transportation Federal Transit Administration Assistance programs.

BRIDGES



TYPICAL CONSTRUCTION COST PER MILE



(July 2016)

SCENIC BYWAYS



ARKANSAS SCENIC BYWAYS

Highway 7

Harrison to the Louisiana State Line.

Highway 21

Highway 64 to the Newton Co. Line.

Highway 309

Webb City to Havana.

Interstate 530

Pine Bluff.

Boston Mountains Scenic Loop

Interstate 49 and U.S. 71, Alma to Fayetteville.

West-Northwest Scenic Byway System

Highway 10, Ola to Oklahoma State Line.
Highway 23, U.S. 71 to Logan Co. Line & within Booneville.
Highway 71, Mena to Interstate 540.

(SFY 2017)

NATIONAL SCENIC BYWAYS

The Talimena Scenic Drive

Highway 88.

Crowley's Ridge Parkway National Scenic Byway

Helena-West Helena to St. Francis.

The Great River Road National Scenic Byway

Missouri State Line to Louisiana State Line.

(FFY 2018)

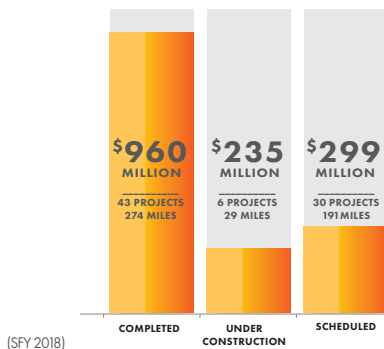
STATE FUNDING

Road-user revenues are generated under tax laws governing motor fuels, special motor fuels, and motor vehicle registrations. After deductions for other programs, the Department receives 70% and 30% is divided equally between cities and counties. Net Department funds, including interest, in State Fiscal Year 2018 amounted to \$439 million. Cities and counties each received approximately \$89 million. Alternative fuels are assessed by a graduated scale based on annual registered vehicle users. Currently, a State Environmental Assurance Fee of 0.3¢ per gallon is also collected for the Regulated Storage Tank Trust Fund. Current State Motor Fuel Tax Rates per gallon are:

Gasoline	21.5¢
Diesel	22.5¢
Liquefied Petroleum Gas	16.5¢
Compressed Natural Gas	5.0¢

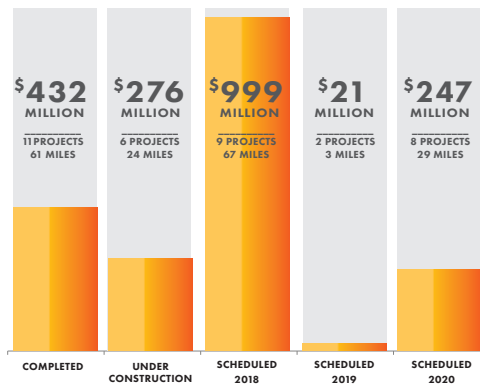
(SFY 2018)

INTERSTATE REHABILITATION PROGRAM (IRP)



(SFY 2018)

CONNECTING ARKANSAS PROGRAM (CAP)



(SFY 2018)

STATE AID COUNTY ROAD AND CITY STREET PROGRAM

The State Aid Division (Division), authorized under Act 445 of 1973, administers the State Aid County Road Program and administers Federal-aid Highway funds available for county roads and bridges. In State Fiscal Year 2018, 76 jobs on 274 miles and one bridge were contracted at a total cost of \$26.9 million. The Division also administers the State Aid City Street Program and Federal-aid Highway funds available for city bridges. In the 2011 Arkansas General Assembly, HJR 1001 was adopted. This resolution, which reallocated 1¢ of the existing motor fuel tax to fund a State Aid City Street program, was approved by the vote of the people on November 6, 2012. A State Aid Street Committee consisting of nine mayors was appointed in accordance with Act 1032 of 2011 to establish procedures and guidelines for the State Aid City Street program and approve funding requests. Through the end of 2018, the Committee has approved funding for 507 city street projects. In State Fiscal Year 2018, 76 jobs on 168 miles in 107 cities were contracted at a total cost of \$26.7 million (\$23.7 million of State Aid City Street funds).

FEDERAL FUNDING

On December 4, 2015, the Fixing America's Surface Transportation Act (FAST ACT) was enacted and established highway and transit programs and funding for a five-year period (FFY2016-2020). Arkansas receives an average of \$540 million in each Fiscal Year. Taxes are levied on motor fuels per gallon with the revenues deposited in the Federal Highway Trust Fund Federal-aid Highway Account, Mass Transit Account, and Leaking Underground Storage Tank Trust (LUST) Fund.

FUEL	HIGHWAY	TRANSIT	LUST	TOTAL
Gasoline	15.44¢	2.86¢	0.1¢	18.4¢
Diesel	21.44¢	2.86¢	0.1¢	24.4¢
LPG	16.17¢	2.13¢	0.0¢	18.3¢
CNG	15.43¢	2.86¢	0.1¢	18.4¢

(FFY 2018)

LPG — LIQUEFIED PETROLEUM GAS
CNG — COMPRESSED NATURAL GAS
LUST — LEAKING UNDERGROUND STORAGE TANK

2018 FACT SHEET | ARKANSAS DEPARTMENT OF TRANSPORTATION

P.O. BOX 2261 • LITTLE ROCK, AR 72203 • PHONE: 501-569-2000 • FAX: 501-569-2400
EMAIL: INFO@ARDOT.GOV • WEB: WWW.ARDOT.GOV