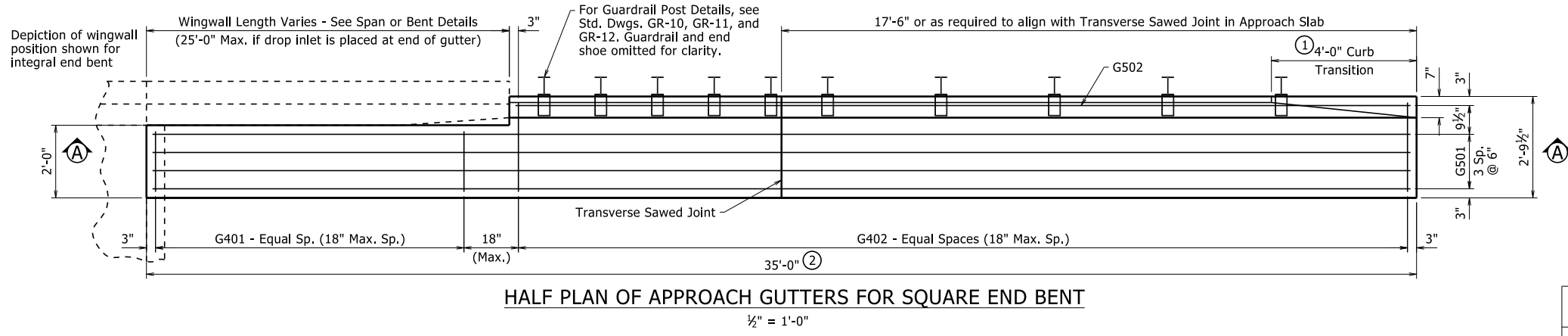


DATE REVISED	DATE FILMED	DATE REVISED	DATE FILMED	FED. ROAD DIST. NO.	STATE	FED. AID PROJ. NO.	SHEET NO.	TOTAL SHEETS
				6	ARK.			
				JOB NO.				

1 Type F Approach Gutters - 55030F



**QUANTITIES FOR ONE APPROACH GUTTER**  
 (For Information Only)

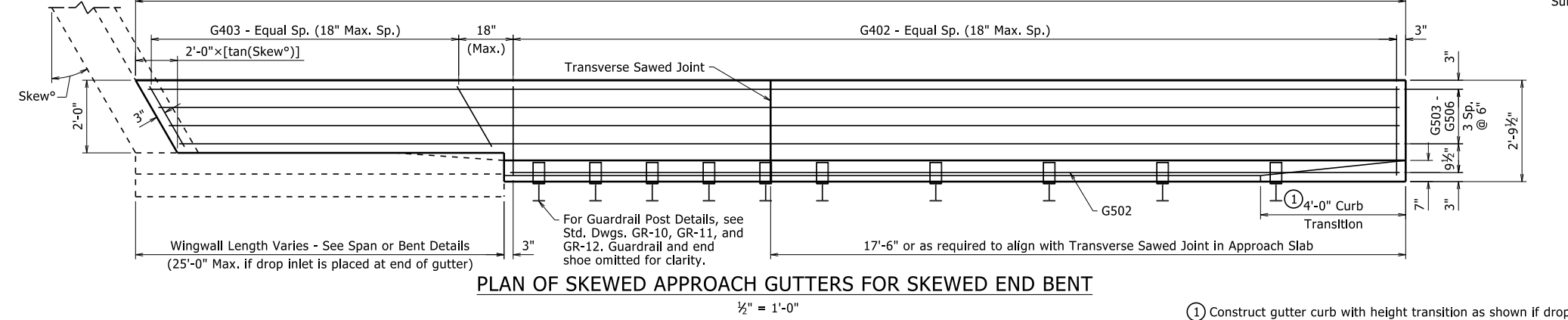
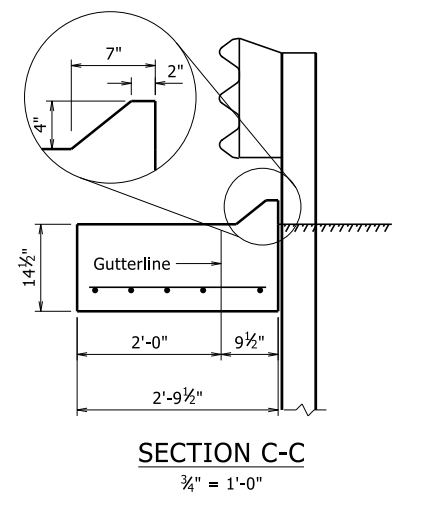
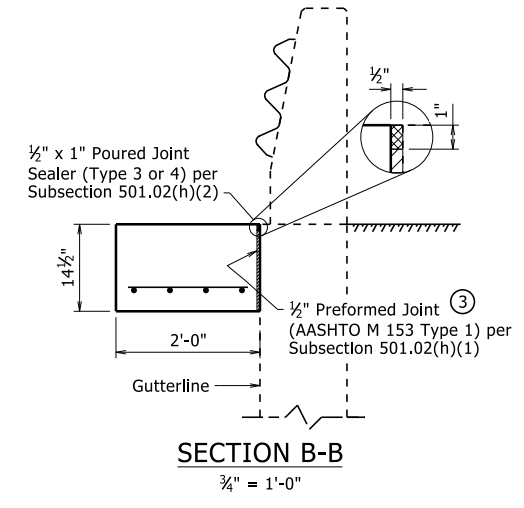
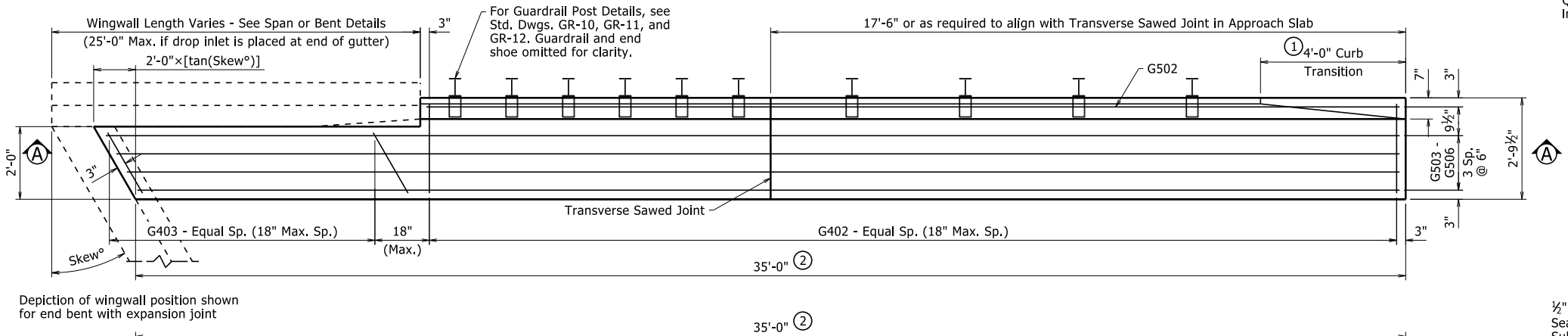
Reinforcing Steel (Lbs.)	Concrete (Cu. Yds.)
210	4.20

Quantities are based on one gutter for a square, integral end bent and a wingwall length of 10'-0"

**BAR LIST FOR ONE APPROACH GUTTER**

Mark	No. Req'd.	Length
G401	④	1'-8"
G402	④	2'-5½"
G501	4	34'-8"
G502	1	④
Square End Bent		
G402	④	2'-5½"
G403	④	④
G502	1	④
G503 - G506	1 ea.	④
Skewed End Bent		

④ Varies with Skew and/or Wingwall Length



- Construct gutter curb with height transition as shown if drop inlet is not placed at end of gutter.  
Construct gutter curb full height (no height transition) if drop inlet is placed at end of gutter. Curb height transition placed on drop inlet.
- Adjust gutter length as necessary to avoid outlet pipe interference with guardrail post if drop inlet is placed at end of gutter.
- Eliminate Type 1 Preformed Joint when bridge details show reinforcing dowels across these joints. Poured joint sealer is required, however, backer rod shall be eliminated.

**GENERAL NOTES**

All concrete shall be Class S(AE) with a minimum 28 day compressive strength  $f'c = 4,000$  psi and shall be poured in the dry.  
 All reinforcing steel shall be Grade 60 (yield strength = 60,000 psi) conforming to AASHTO M 31 or M 322, Type A, with mill test reports.  
 Approach Gutters will be measured and paid for in accordance with Section 504.  
 All longitudinal lines within the limits of horizontal curves shall be on curves concentric to C.L. Bridge. Adjustment to longitudinal bar lengths may be required. Transverse reinforcing shall be placed on radial lines to C.L. Bridge.  
 Scales shown are for 22"x34" drawings. When using 11"x17" drawings, reduce scale by one half.

**STANDARD DETAILS FOR TYPE F APPROACH GUTTERS**

**ARKANSAS STATE HIGHWAY COMMISSION**  
 LITTLE ROCK, ARK.

DRAWN BY: NAC DATE: 4-8-2021 FILENAME: b55030f.dgn  
 CHECKED BY: LJB DATE: 4-8-2021 SCALE: AS NOTED  
 DESIGNED BY: STD DATE: -

DRAWING NO. 55030F

PRINT DATE: 9/8/2023