



Arkansas State Highway Commission Meeting

June 19, 2024

01

**Minutes of the April 4, 2024
Meeting**

02

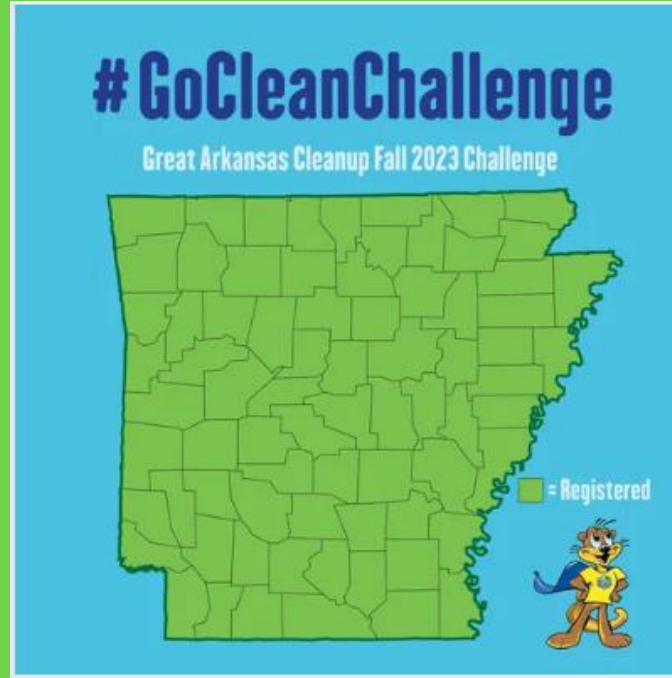
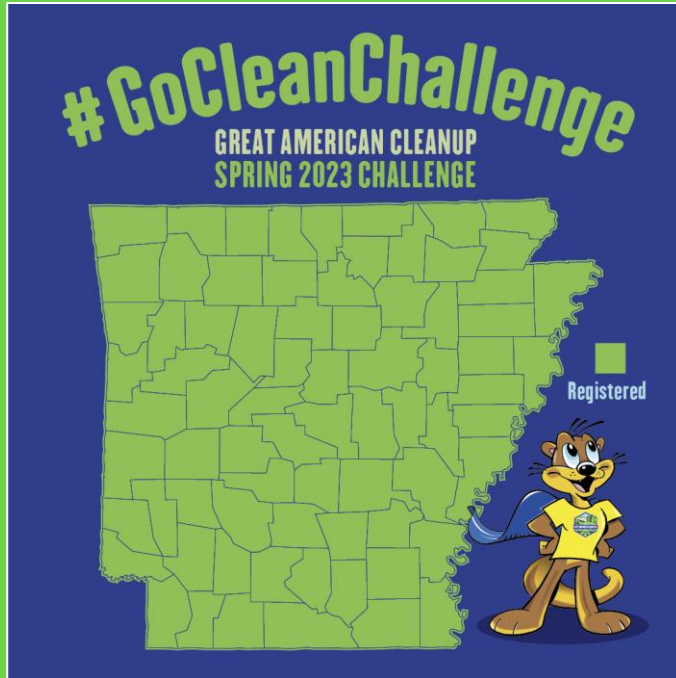
Keep Arkansas Beautiful

KEEP ARKANSAS BEAUTIFUL

2023 Impact



2023 Great Arkansas Cleanup Record-Breaking Results



Since fall of 2022, Keep Arkansas Beautiful has successfully recruited all 75 counties to register and host cleanups during both the fall and spring cleanups!

2019-2023 VOLUNTEER GROWTH RATE

of Volunteers in 2019: 13,877

of Volunteers in 2023: 22,520

+62.3% INCREASE

5-YEAR GROWTH RATE

YEAR	2019	2020	2021	2022	2023	% Growth Increase
Volunteers	13,877	4,157	13,637	17,794	22,276	10%
Volunteer Hours	65,721	24,942	92,308	145,202	147,230	18%
Coordinators	400	209	317	387	600	9%
Events	350	212	473	583	747	16%
Litter Grabbers	134	70	78	76	184	7%
Newsletter	n/a	85	141	139	373	34%
Cost-Benefit	\$2.9 mill	\$41K	\$2.3 mill	\$4.7 mill	\$5.4 mill	46%

2023 YEAR-IN-REVIEW



2023 VOLUNTEER IMPACT



22,276 Volunteers Statewide

147,230 Volunteer Hours

75 Counties Registered Events

747 Events

636 Tons of Litter Picked Up

514 Tons of Bulky Waste Collected

6,227 Tires Collected

2,132 Miles of Roadside Cleaned

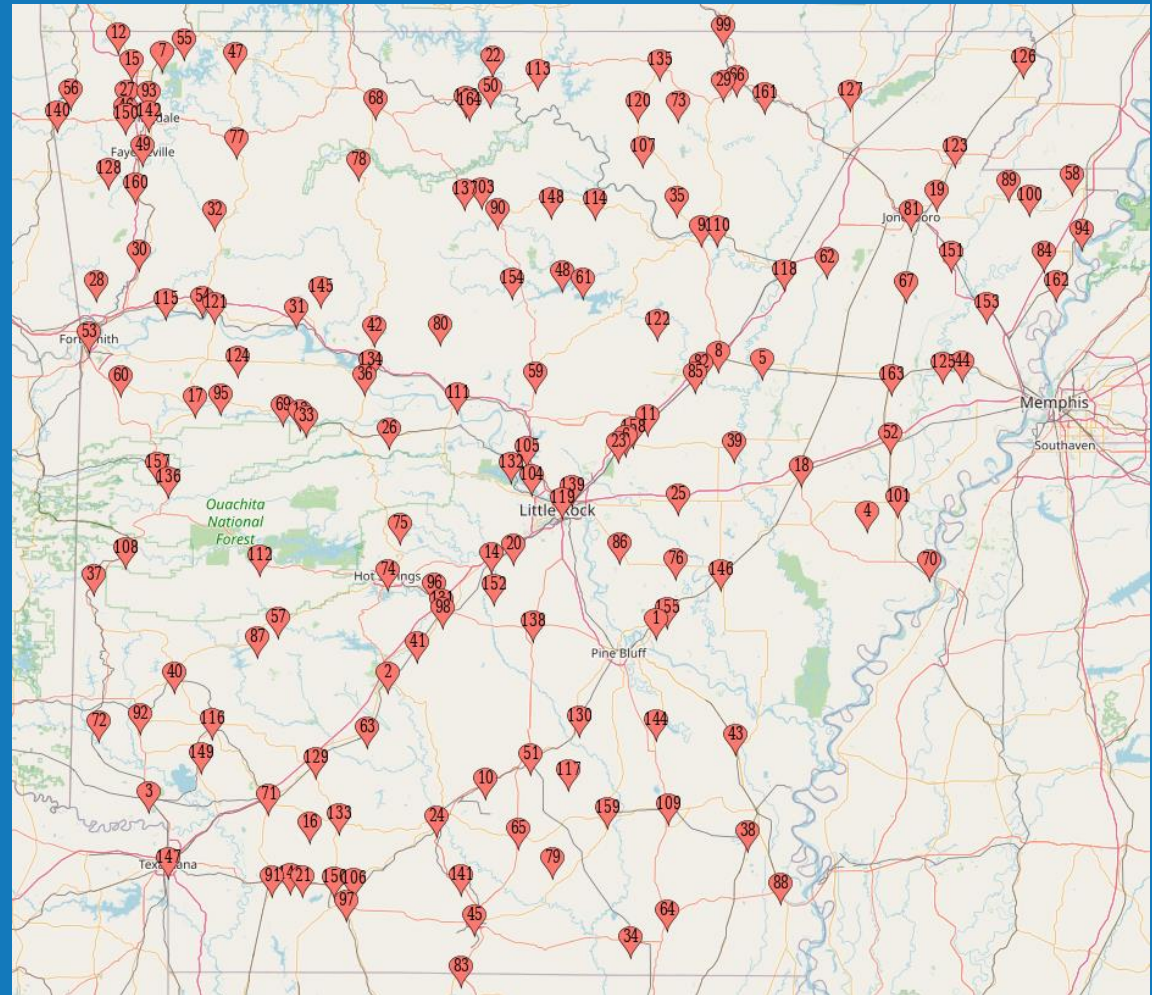
327 Miles of Waterway & Shoreline Cleaned

772,051 Acres of Parks & Public Areas Cleaned

7 Tons of Electronics Recycled

1,878 Trees, Shrubs, & Flowers Planted

2023 IMPACT MAP



2023 Impact

2023 KEEP ARKANSAS BEAUTIFUL YEAR IN REVIEW

<u>RESULTS</u>	<u>2023</u>	<u>2022</u>	<u>% +/-</u>
Volunteers	22,520	17,794	+27%
Volunteer Hours	148,966	145,202	+3%
Events	747	583	+28%
Bags of Litter Collected	23,752	14,296	+66%
Tons of Litter Removed	636	457	+39%
Tons of Bulky Waste Collected	514	459	+12%
Tires	6,227	5,768	+8%
Miles of Roadway	2,132	2,005	+6%
New/Maintained Gardens or Greenspaces	238	175	+36%
Acres of Parks/Public Areas	772,051	9,543	+8,000%
Counties Registered	75	75	+/- 0%
Trees Planted	1,149	955	+20%
Public Spaces Cleaned/Beautified	2,917	2,128	+35%
# Event Coordinators	600	387	+55%
# Total Tons of Recyclables	2,418	144	+1,579%

KEEP ARKANSAS BEAUTIFUL INVESTMENT:

Supplies and Shipping Costs	\$98,675
PR/Promotion Services	\$18,753.25
Local Advertising	\$12,250

Total KAB Investment \$129,678.93

MORE TO COME IN 2024

THANK YOU FOR
CONTINUING TO HELP
KEEP ARKANSAS
BEAUTIFUL



03

Consideration of Minute Orders

04

Updates

State Highway Financial Report

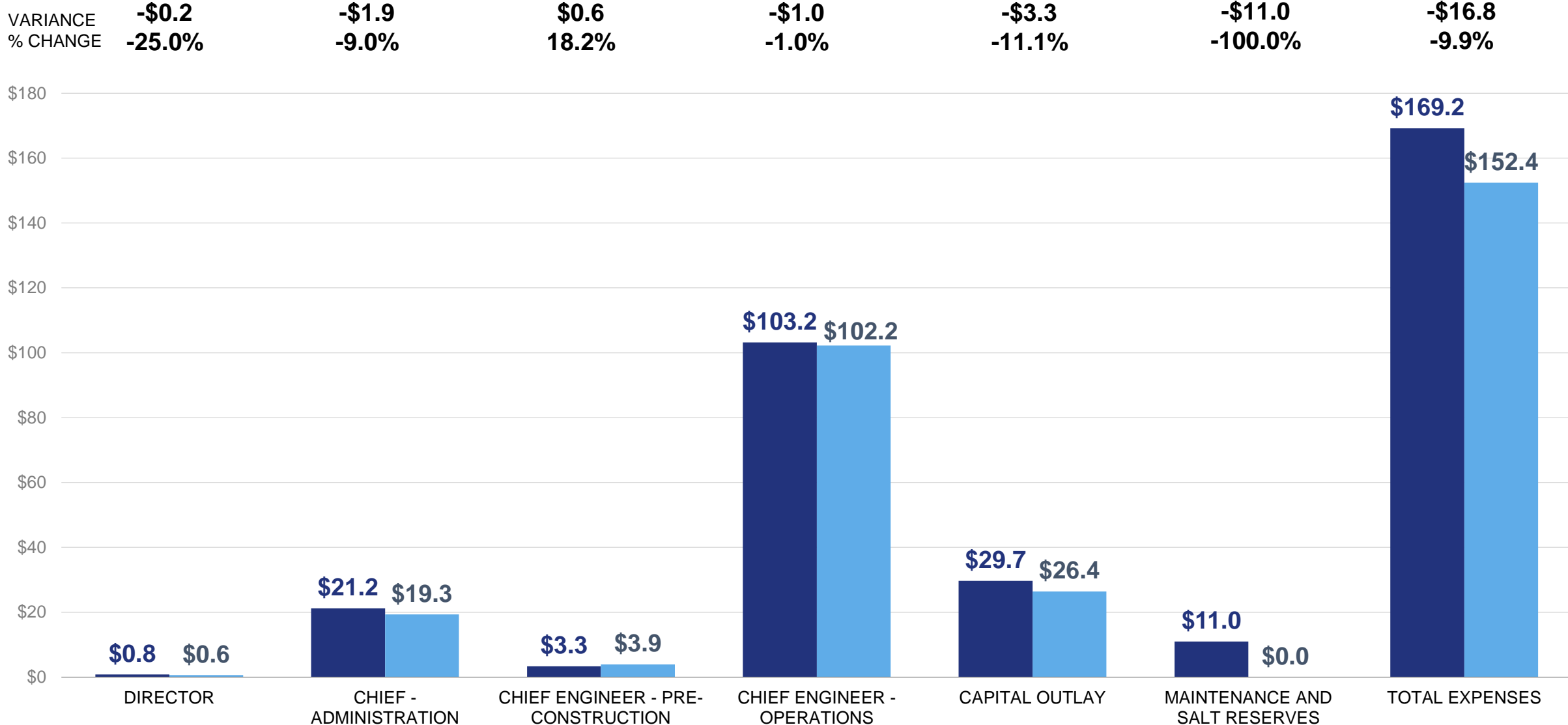
Patrick Patton, CPA

Chief Fiscal Officer

SFY 2024 BUDGETED VS. ACTUAL EXPENSES – By Budget Category

■ BUDGETED ■ ACTUAL
(MILLIONS)

May

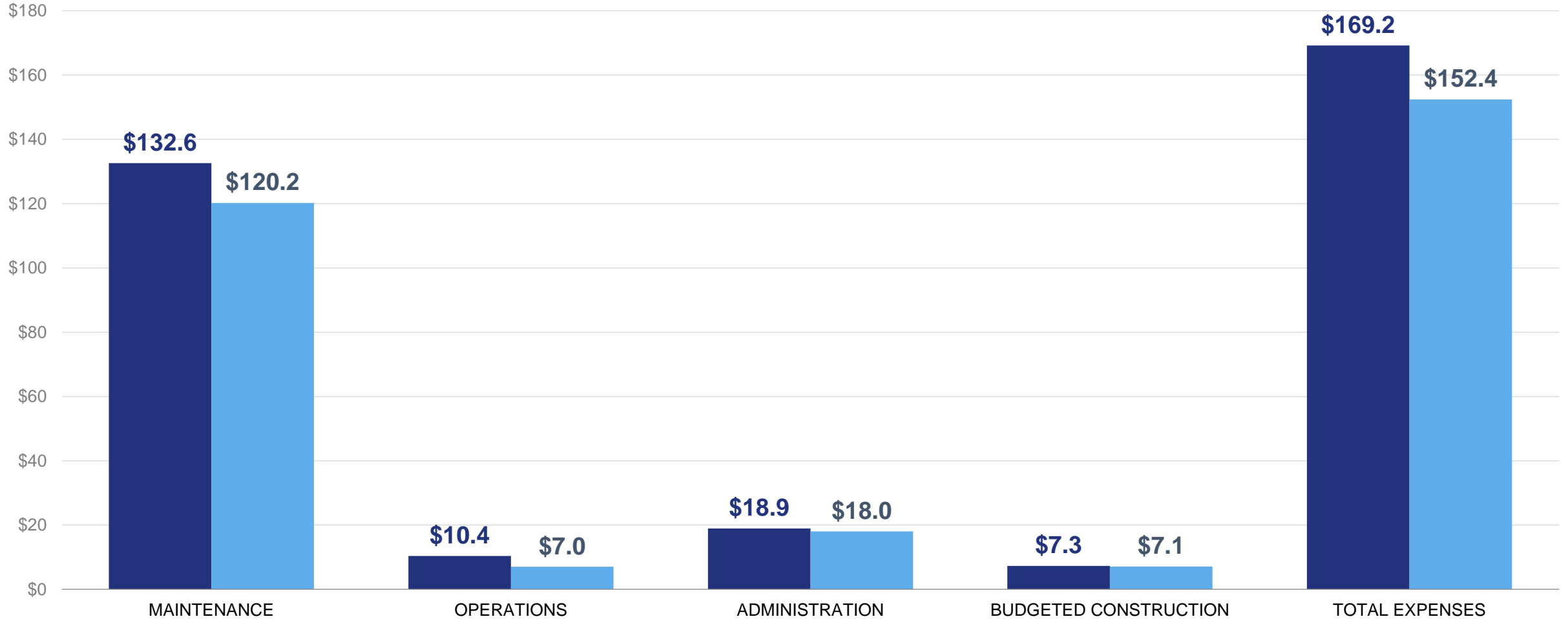


SFY 2024 BUDGETED VS. ACTUAL EXPENSES – By Operational Category

■ BUDGETED ■ ACTUAL
(MILLIONS)

May

VARIANCE	-\$12.4	-\$3.4	-\$0.9	-\$0.2	-\$16.8
% CHANGE	-9.4%	-32.7%	-4.8%	-2.7%	-9.9%

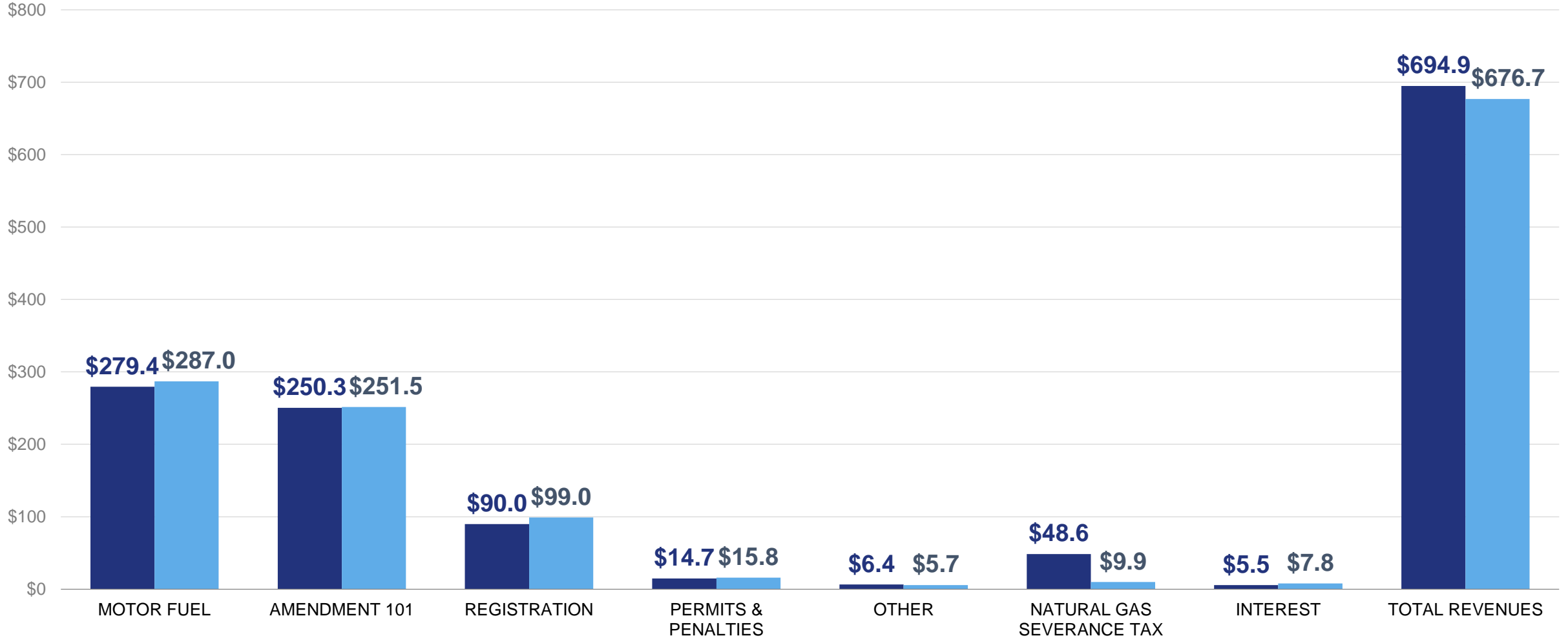


SFY 2023 vs. SFY 2024 ACTUAL REVENUE

■ FY 2023 ■ FY 2024
(MILLIONS)

May

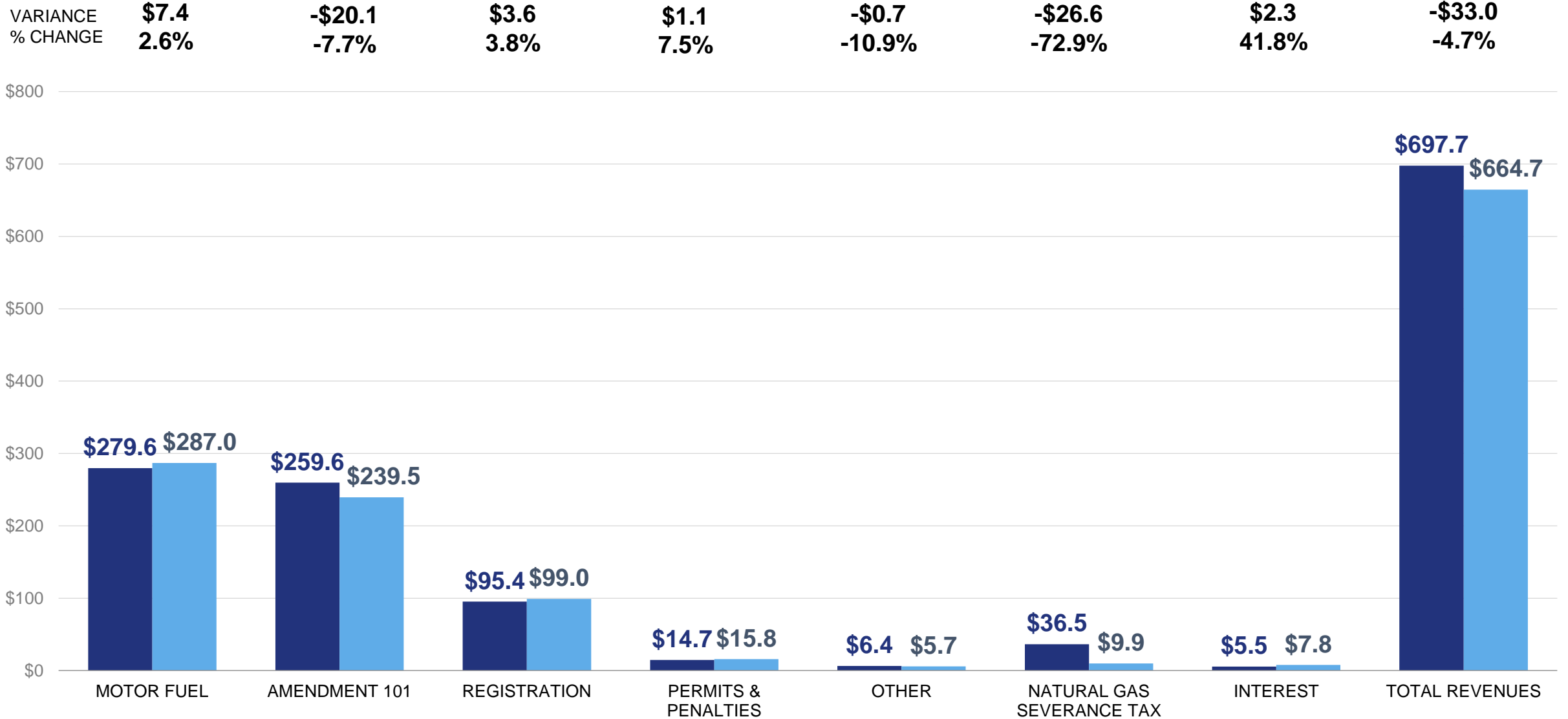
VARIANCE	\$7.6	\$1.2	\$9.0	\$1.1	-\$0.7	-\$38.7	\$2.3	-\$18.2
% CHANGE	2.7%	0.5%	10.0%	7.5%	-10.9%	-79.6%	41.8%	-2.6%



SFY 2024 BUDGETED VS. ACTUAL REVENUE

May

■ BUDGETED ■ ACTUAL
(MILLIONS)



SFY 2023 vs. SFY 2024 ACT 416 ACTUAL REVENUE

■ FY 2023 ■ FY 2024
(MILLIONS)

May



SFY 2024 BUDGETED vs. ACT 416 ACTUAL REVENUE

■ BUDGET ■ ACTUAL
(MILLIONS)

May



SFY 2023 vs. SFY 2024 FUEL CONSUMPTION

■ FY 2023 ■ FY 2024
(MILLION GALLONS)

May

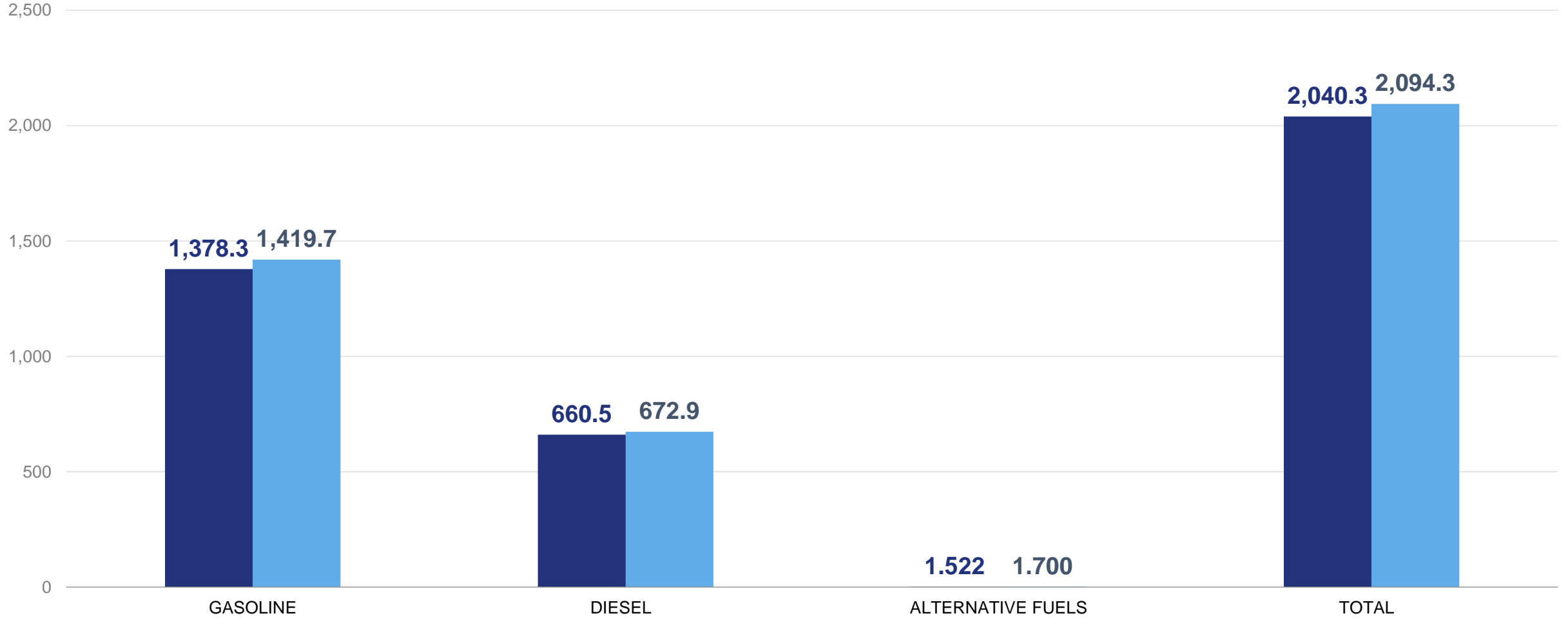
VARIANCE
% CHANGE

41.4
3.0%

12.4
1.9%

0.18
11.6%

54.0
2.6%





Arkansas Fuel Consumption

ROLLING 12-MONTH COMPARISON

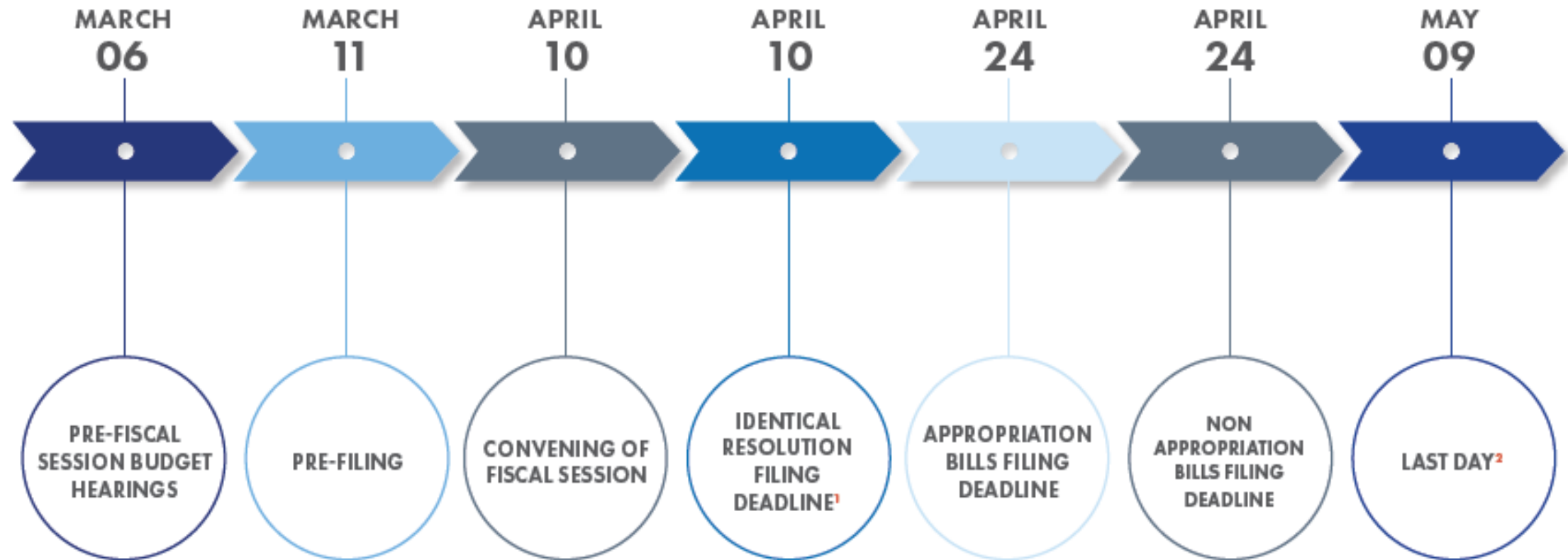
	Previous 12 Months (gallons)	Current 12 Months (gallons)	Variance
Gasoline	1,512,069,571	1,556,866,187	2.96%
Diesel	722,778,042	744,195,926	2.96%
Alternative	1,718,237	1,843,670	7.30%
Total	2,236,565,850	2,302,905,783	2.97%

Federal and State Legislative Activities

Kevin Thornton, P.E.

Chief – Administration


2024 FISCAL SESSION IMPORTANT DATES



¹FOR NON-APPROPRIATION BILLS

²UNLESS EXTENDED, IF EXTENDED BY THE MAXIMUM AMOUNT OF TIME ALLOWED, LAST DAY OF THE 2024 FISCAL SESSION WOULD BE MAY 24.

Arkansas Delegation's Congressional Assignments



Congressman
Steve Womack

Member of House
Appropriations Committee

Chair of Transportation,
Housing and Urban
Development Subcommittee



Congressman
Rick Crawford

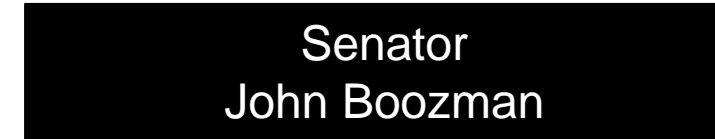
Member of House
Transportation and
Infrastructure Committee

Chair of Highways and Transit
Subcommittee



Congressman
Bruce Westerman

Member of House
Transportation and
Infrastructure Committee



Senator
John Boozman

Member of Senate
Appropriations Committee
and
Environment and Public Works
Committee

Member of Transportation and
Infrastructure Subcommittee




Efficiency Review Recommendation Implementation

Crystal Woods

Assistant Chief – Administration

Arkansas Department of Transportation
Arkansas Legislative Council
Efficiency Study Recommendations
Rules for Implementation



ARKANSAS STATE
HIGHWAY COMMISSION
10024 Interstate 30
Little Rock, AR 72209

Arkansas Legislative Council

EFFICIENCY STUDY RECOMMENDATIONS



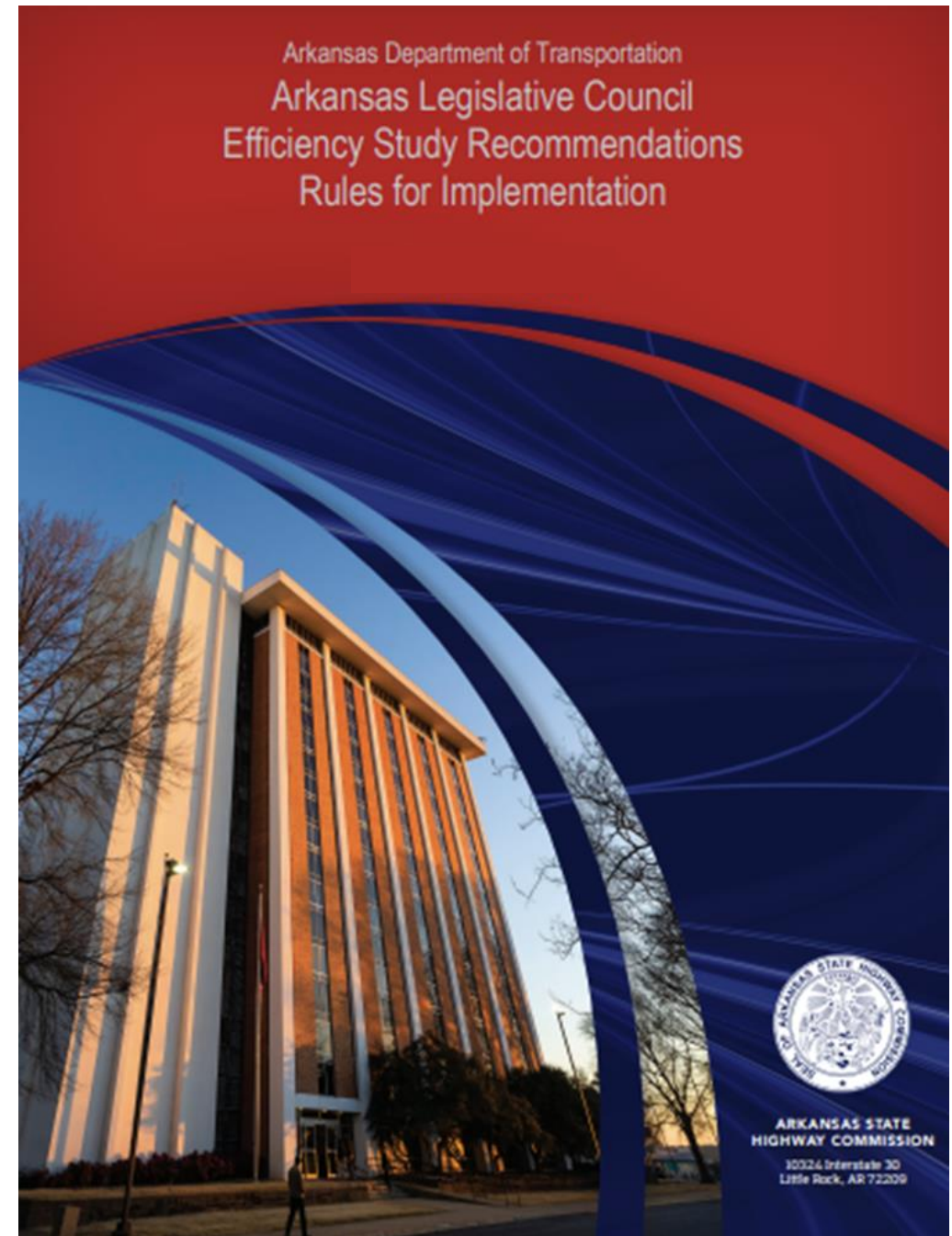
Arkansas Legislative Council

EFFICIENCY STUDY RECOMMENDATIONS

RECOMMENDATION #1

Finalize KPIs and implement performance management.

- KPI dashboard posted on ARDOT website.
- Evaluating all data to develop additional KPIs.



Arkansas Department of Transportation
Arkansas Legislative Council
Efficiency Study Recommendations
Rules for Implementation

Arkansas Legislative Council

EFFICIENCY STUDY RECOMMENDATIONS

RECOMMENDATION #6

Implement construction contractor performance measurement.

- Seven projects selected for a pilot application of the draft manual.
- Several of those projects are nearing completion.
- Committee will soon be completing evaluation reports on the contractors.



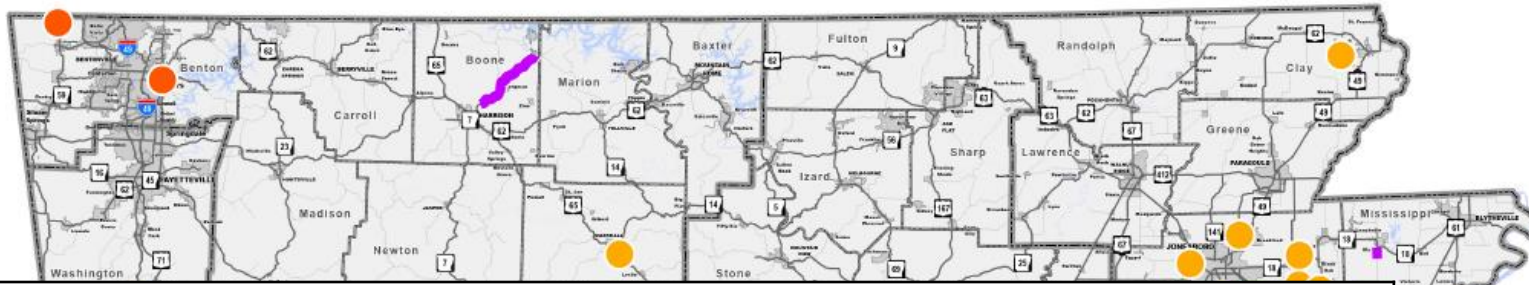
ARKANSAS STATE
HIGHWAY COMMISSION
10324 Interstate 30
Little Rock, AR 72209

Recommendation	Number of Rules	Number of Rules Completed	Percent Complete
1 Finalize KPIs and implement performance management	7	4	57%
2 Strengthen knowledge management in anticipation of increased retirement	5	5	100%
3 Publish status of construction projects and maintenance activities	6	1	17%
4 Implement a platform that tracks all stakeholder inquiries to resolution	8	6	75%
5 Implement efficiencies in procurement and purchasing	10	7	70%
6 Implement construction contractor performance measurement	9	3	33%
7 Implement project and portfolio management frameworks	12	6	50%
8 Implement best practices in construction project design	3	2	67%
9 Build an IT Governance Structure to guide the Department's IT investments	7	6	86%
10 Implement mid-term IT initiatives that can optimize business operations	6	3	50%
11 Develop critical pillars necessary to establish IT as an effective business partner	5	5	100%
12 Ensure staff can develop in their careers at the Department	12	11	92%
13 Improve staff capabilities to align with current/future organizational needs			
Total	90	59	66%

Bid Letting Update

Keli Wylie, P.E.

Assistant Chief Engineer – Program Delivery



Bid Letting Update

APRIL 10, 2024 LETTING RESULTS

Type Projects	Number of Projects	Award Amount
State	11	\$ 50.0 Million
County	13	\$ 7.3 Million
City	3	\$ 1.9 Million
Total	27	\$ 59.2 Million

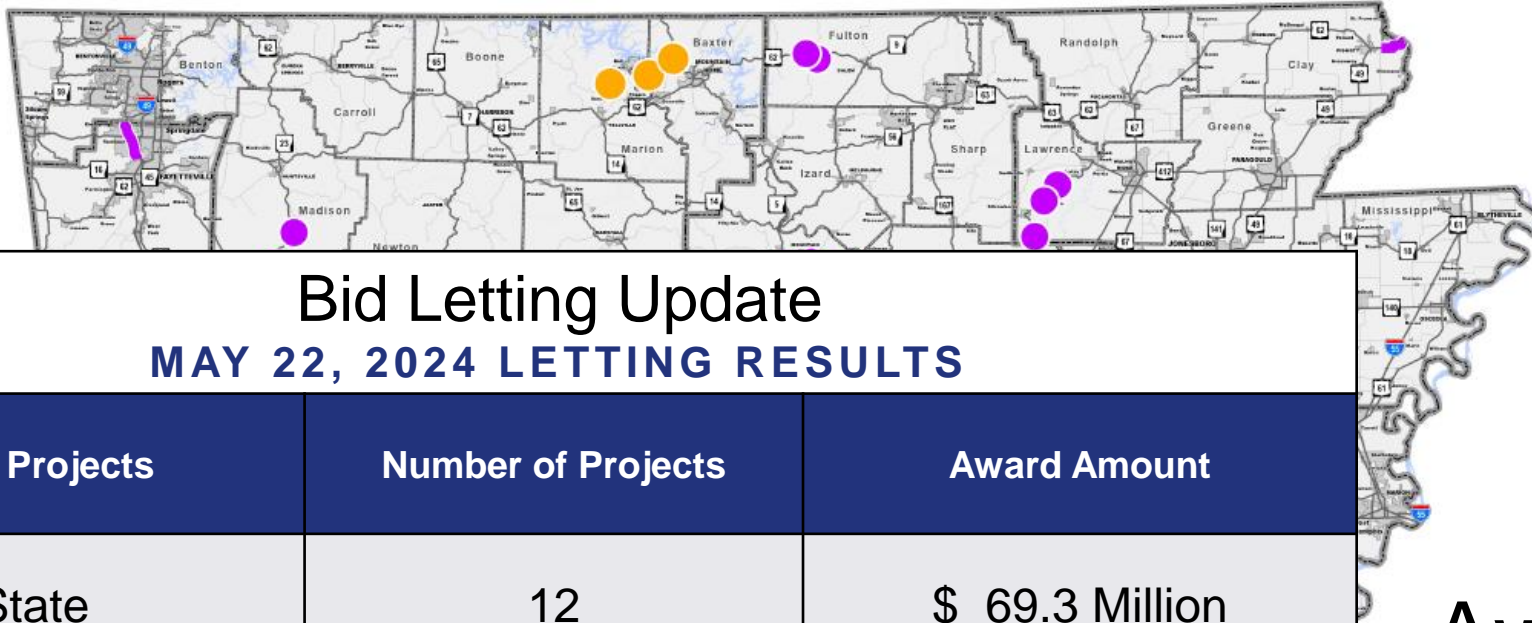
Awarded Projects

**APRIL 10, 2024
BID LETTING**

- State Jobs
- County Jobs
- City Jobs

Projects Not Shown
Job 040912
Interstate 40 Sign Upgrades (S)





Bid Letting Update

MAY 22, 2024 LETTING RESULTS

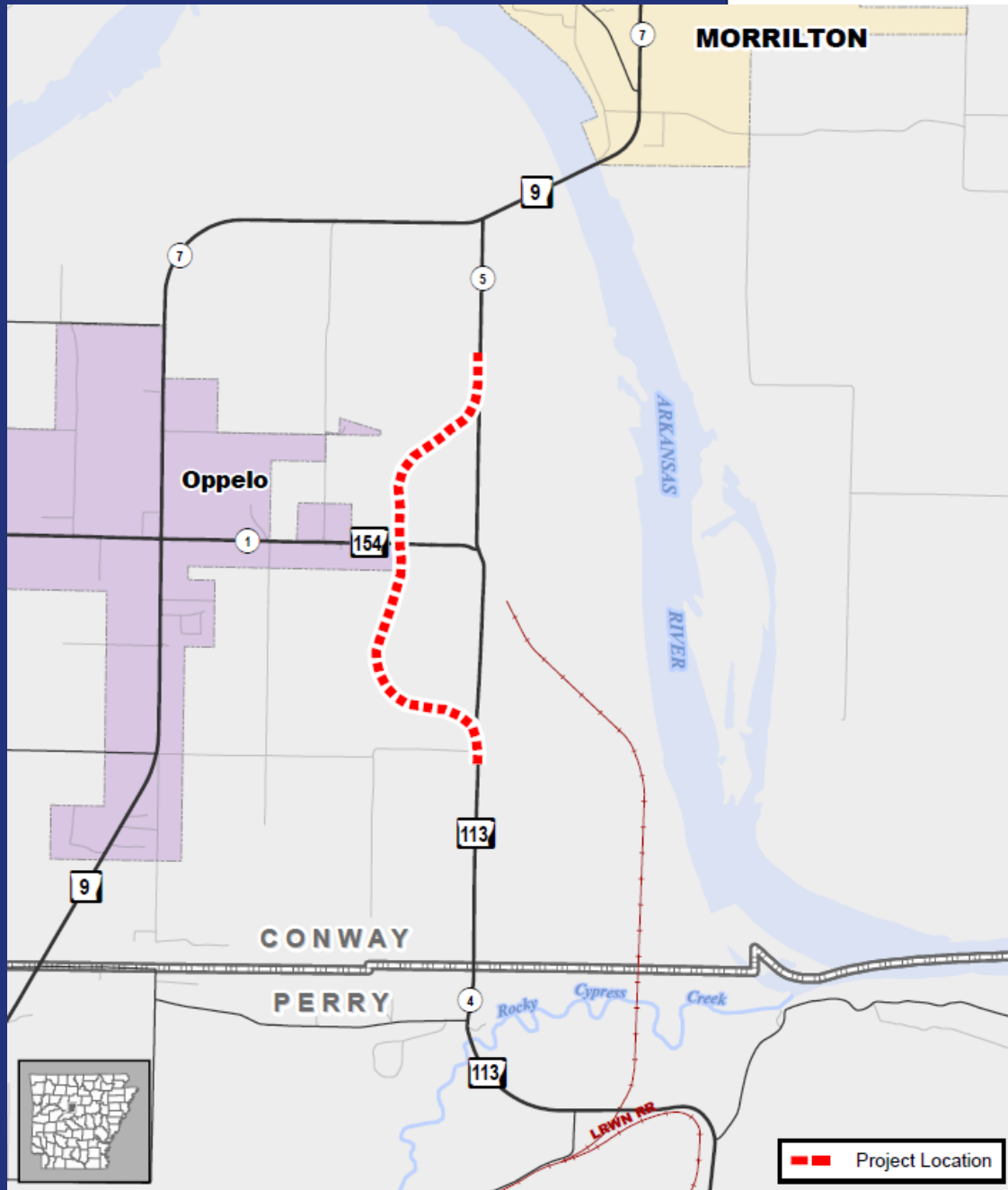
Type Projects	Number of Projects	Award Amount
State	12	\$ 69.3 Million
County	10	\$ 4.6 Million
City	--	--
Total	22	\$ 73.9 Million

Awarded Projects

MAY 22, 2024 BID LETTING

- State Jobs
- County Jobs
- City Jobs





113 Highway 113 Relocation CONWAY COUNTY

- Highway Relocation
- 2 Miles
- \$10 Million
- McGeorge Contracting Co., Inc.
- Estimated Completion: Late 2025



Mississippi Ave. – Cross St. PULASKI COUNTY

- Pavement Preservation
- 4 Miles
- \$2 Million
- Redstone Const. Group, Inc.
- Estimated Completion:
Late 2024

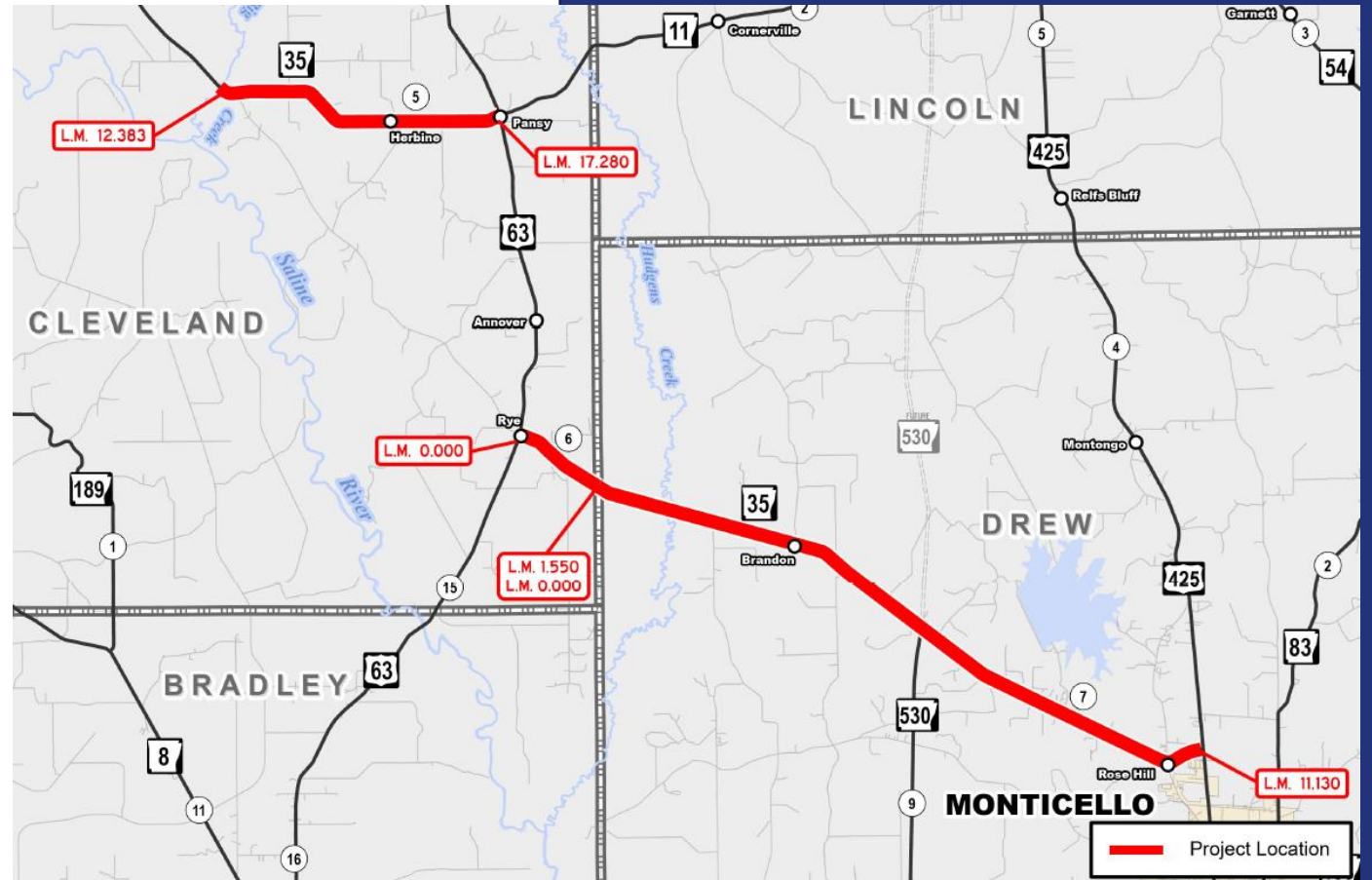




Big Creek – Hwy. 425

CLEVELAND & DREW COUNTIES

- Pavement Preservation
- 17 Miles
- \$12 Million
- Pine Bluff Sand & Gravel, Co.
- Estimated Completion:
Late 2024



Maintenance Activities

Rex Vines, P.E.

Chief Engineer – Operations



Guardrail

Patching

Snow & Ice

Pipe Culverts

Cable Barrier

Sweeping

Leveling & Joint Repair

ARDOT

Maintenance

Activities

Mowing

Signs

Milling

Striping

Ditch Cleaning


Drop Inlets

Sealing

Litter & Debris


Maintenance Activities

ASPHALT LEVELING & RESURFACING | DISTRICT 2



Maintenance Activities

NEW SECTION OF HIGHWAY 8 IN FORDYCE | DISTRICT 7



Maintenance Activities

BRIDGE DECK PATCHING | DISTRICT 6



Maintenance Activities

COMMUNITY OUTREACH | TOUCH-A-TRUCK



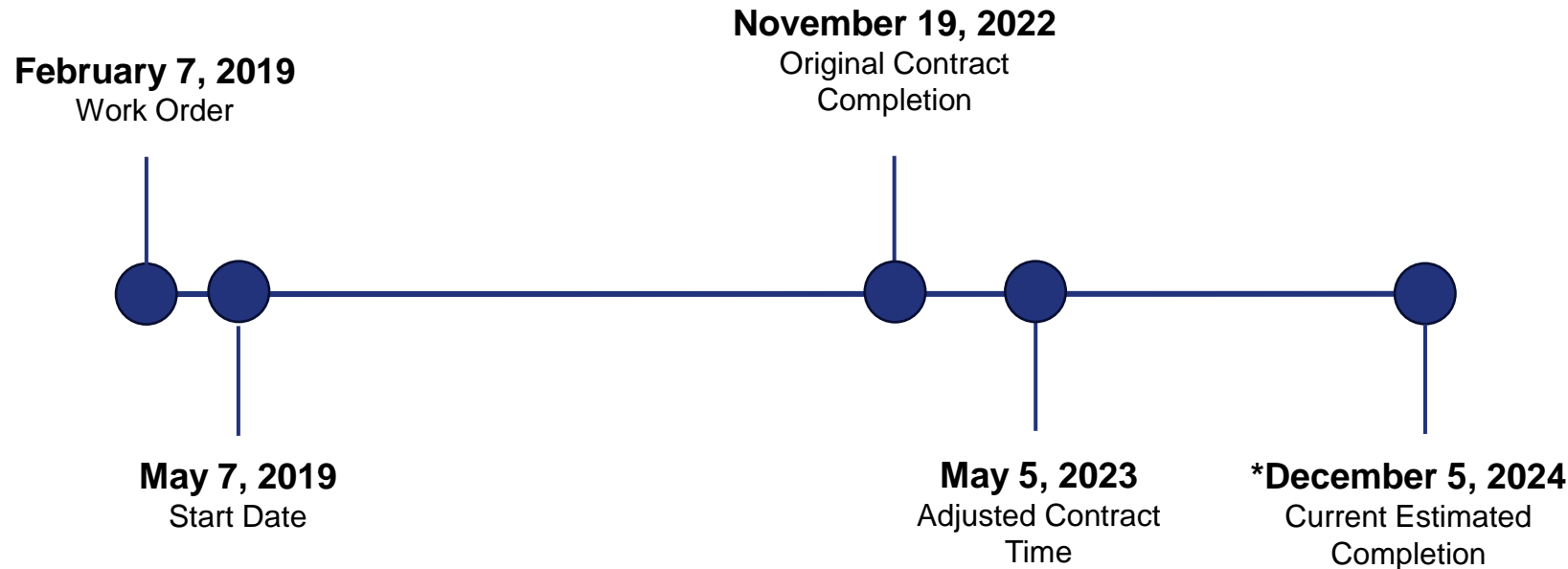
I-30 Saline County Default Recommendation

Rex Vines, P.E.

Chief Engineer – Operations

Project Timeline

INTERSTATE 30 WIDENING - SALINE COUNTY



*As of 6/9/2024 Estimate Period

Total Calendar Days Bid
1,290

**Calendar Days Awarded by
Change Order**
170

**Current Total Contract
Calendar Days**
 $1,290 + 170 = 1,460$

**Total Calendar Days Charged
as of 6/09/2024**
1,861

**Calendar Days Over Contract
Time as of 6/09/2024**
401 Days

Percent Time Used
127%

Project Financials

INTERSTATE 30 WIDENING - SALINE COUNTY

Contract Amount + Change Orders	\$190,343,000 (100%)
Amount Earned	\$162,250,000 (85%)
Amount Remaining	\$28,093,000 (15%)

*As of 6/9/2024 Estimate Period

Project Updates

INTERSTATE 30 WIDENING - SALINE COUNTY

On February 24th
ARDOT
recommended
default to the
Commission.

JBC* responded
to our notice of
recommended
default.

Over the last
month, JBC has
made numerous,
positive
operational
changes.

ARDOT has had
weekly meetings
with JBC's Chief
Operating
Officer.

JBC is currently
working at a
pace that will
result in late
2024 project
completion.

Recent Department Activities

Women in STEM Conference





Work Zone Awareness Week Kickoff

Work Zone Awareness Week Kickoff





Work Zone Awareness Week Kickoff



XNA Connector & Springdale Bypass

GROUNDBREAKING



Arkansas Asphalt Pavement Association ANNUAL CONVENTION





Tuckerman Overlay

RIBBON CUTTING



ARDOT's Transportation Research Committee

TRANSPORTATION CONFERENCE & EQUIPMENT EXPO



Batesville Community Enrichment Organization MONTHLY LUNCHEON



Rotary Club of Pocahontas

WEEKLY LUNCHEON



Electrical League of Arkansas

MONTHLY LUNCHEON



Arkansas Trucking Association

SAFETY MANAGEMENT COUNCIL QUARTERLY MEETING



05

**Draft Statewide Transportation
Improvement Program (STIP) for
Federal Fiscal Years 2025-2028**

STIP

STATEWIDE
TRANSPORTATION
IMPROVEMENT
PROGRAM

FEDERAL FISCAL YEARS
2025-2028

DRAFT



Presented by:
Arkansas State Highway Commission
In compliance with Title 23 U.S.C. § 135

DRAFT 2025-2028 STIP



STIP

STATEWIDE
TRANSPORTATION
IMPROVEMENT
PROGRAM

FEDERAL FISCAL YEARS
2025-2028

DRAFT




Presented by:
Arkansas State Highway Commission
In compliance with Title 23 U.S.C. § 135

DRAFT Statewide Transportation Improvement Program for Federal Fiscal Years 2025-2028 (STIP)

**June
2024**
Release
STIP for
Public
Comment

**October
2024**
Receive
Commission
Approval of
Final STIP



August 2024
Deadline for
Adoption of
MPO's
Transportation
Improvement
Programs

**November
2024**
Receive
Federal
Highway
Administration
and Federal
Transit
Administration
Approval

STIP

STATEWIDE
TRANSPORTATION
IMPROVEMENT
PROGRAM

FEDERAL FISCAL YEARS
2025-2028

DRAFT

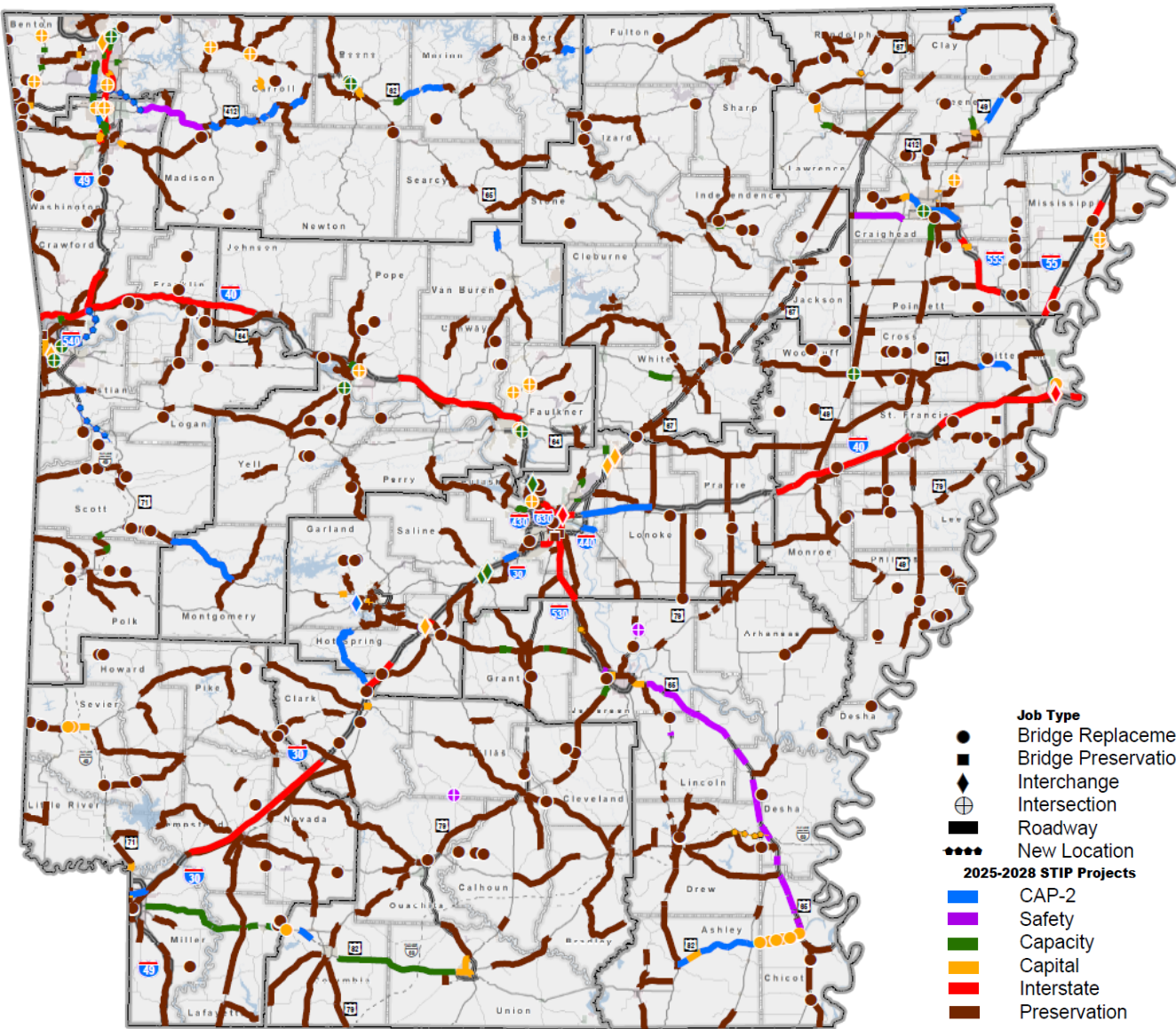


Presented by:
Arkansas State Highway Commission
In compliance with Title 23 U.S.C. § 135

DRAFT Statewide Transportation Improvement Program for Federal Fiscal Years 2025-2028 (STIP)

-
- State & U.S. Senators
 - State & U.S. Representatives
 - Mayors
 - County Judges
 - Chambers of Commerce
 - Metropolitan Planning Organizations
 - Planning Development Districts
 - Main Street Groups
 - Educational Co-ops
 - Government Agencies
 - National Park Service
 - U.S. Forest Service
 - Colleges & Universities
 - Transit Organizations
 - School Districts
 - Select Non-Profit Organizations
 - Native American Tribes

DRAFT 2025-2028 STIP



Statewide Transportation Improvement Program Federal Fiscal Year 2025-2028 Summary of Projects Statewide	
Job Type	Amount (x\$1 M)
Bridge Replacement	\$ 690
Bridge Preservation	\$ 110
CAP-2	\$ 940
Capacity	\$ 680
Capital	\$ 780
Interstate	\$ 420
Pavement Preservation	\$ 1,200
Safety Improvements	\$ 170
Total	\$ 4,990

06

**Proposed 2024-2025 Operating
Budget**

Salary Highlights

- 3% Cost of Living Adjustment
- Achieving Career Excellence (ACE) – 2%
- Provide Career Ladders and meet Operational Needs
- Minimum Salary Adjustment to \$15/Hour





Operation Highlights

BUDGET INCREASES

- 3% to District Operations Maintenance
- Increase in Statewide Maintenance and Information Technology Budgets
- Increase in Mowing & Litter Pick Up Contracts and Capital Project Commitments

PROPOSED OPERATING BUDGET

State Fiscal Year 2025

	State Highway Fund Receipts	449,421,622
	Natural Gas Severance Tax	7,677,075
	Interest Income	8,207,720
TRADITIONAL REVENUE	½ Cent Sales Tax – Amendment 101	274,393,210
	Total Projected State Revenue	739,699,627
	State Funds Committed in Operating Budget	443,133,262
	Operating Funds Available for Federal Matching	296,566,365
ACT 1	Securities Reserve Fund	20,000,000
ACT 1058	General Revenue Surplus (Estimated Receipt)	50,000,000
	Fuel Tax	61,463,960
	Alternative Fuel Fees	3,081,649
ACT 416 OF 2019	New Casino Tax	35,000,000
	Total Act 416 Funds	99,545,609
	State Funds Available for Projects	466,111,974



PROPOSED OPERATING BUDGET

State Fiscal Year 2025

Budget Section	Salaries	Overtime	Payroll Additives	Operating Expenses	Totals	Less Federal Portion	State Funds
Director	4,129,833	2,500	1,487,700	647,000	6,267,033	83,580	6,183,453
Chief - Administration	31,175,916	534,500	11,415,800	11,880,000	55,006,216	10,327,500	44,678,716
CE – PreConstruction	36,164,554	16,000	13,025,000	3,610,000	52,815,554	29,469,000	23,346,554
CE - Operations	155,530,917	3,537,000	57,264,500	107,602,622	323,935,039	36,625,500	287,309,539
Capital Outlay	0	0	0	33,325,000	33,325,000	302,500	33,022,500
Special Allotments	2,300,000	300,000	936,000	45,200,000	48,736,000	143,500	48,592,500
Totals	229,301,220	4,390,000	84,129,000	202,264,622	520,084,842	75,951,580	443,133,262

PROPOSED OPERATING BUDGET

State Fiscal Year 2025

	Budget Amounts			SFY 2023 vs SFY 2024		SFY 2024 vs SFY 2025	
	SFY 2023	SFY 2024	SFY 2025	Difference	Percent Change	Difference	Percent Change
Salaries Overtime Payroll Additives	286,133,994	298,487,650	317,820,220	12,353,656	4.3%	19,332,570	6.5%
Operating Expenses	164,454,000	184,555,400	202,264,622	20,101,400	12.2%	17,709,222	9.6%
Totals	450,587,994	483,043,050	520,084,842	32,455,056	7.2%	37,041,792	7.7%

07

**Consultant Selection for
On-Call Engineering Services**

Local Federal Aid Projects

2024-2028

Local Federal Aid Project On-Call Consultants (2024-2028)

Alliance Transportation Group, LLC
Bacon Farmer Workman Engineering & Testing, Inc.
BGE Consultants, Inc.
Bridgfarmer & Associates, Inc.
Burns & McDonnell Engineering Company, Inc.
CEI Engineering Associates, Inc.
Crafton, Tull & Associates, Inc.
Garver, LLC
Geotechnical & Testing Services (GTS), Inc.
Geotechnology, LLC

Great River Engineering (GRE)
Half Associates, Inc.
Harbor Environmental, Inc.
Hardesty & Hanover, LLC
HDR Engineering, Inc.
HNTB Corporation
Horner & Shifrin, Inc.
Iconic Consulting Group, Inc.
Intertek-Professional Service Industries, Inc.
Jacobs Engineering Group Inc.

Kimley-Horn and Associates, Inc.
McClelland Consulting Engineers, Inc.
Meshek & Associates, LLC
Michael Baker International, Inc.
Modjeski and Masters, Inc. (M&M)
Neel-Schaffer, Inc.
NTB Associates, Inc.
O.R. Colan Associates, LLC (ORC)
Olsson, Inc.
Own, Inc.

Pickering Firm, Inc.
Pinnacle Consulting Management Group, Inc.
Rummel, Klepper & Kahl, LLP
Smith, Seckman, Reid, Inc. (SSR)
Terracon Consultants, Inc.
Toole Design Group, LLC
Traffic Engineering Consultants, Inc.
Traffic Engineering Solutions, PLLC
Universal Field Services, Inc.
Volkert, Inc.

08

Upcoming Events

UPCOMING

Events

JULY 4

Independence Day Holiday

JULY 18

Good Roads Executive Board Meeting

Chairman Farmer & Director Tudor
10:30 AM | Little Rock

JULY 9

P.E. Board Meeting

Director Tudor
10:00 AM | Little Rock

AUGUST 7

Arkansas Highway Commission Meeting

Commissioners & Director Tudor
10:00 AM | Central Office

JULY 16

SASHTO Scholarship Drawing

Director Tudor
2:00 PM | Central Office

09

**Other Business and
Discussion**




2024 Spring Secondary Equipment Auction

PROCEED REPORT

Units Sold	
Trucks/Equipment Units	91
Miscellaneous Minor Equipment	3
Total	94

Auction Proceeds	
Gross Proceeds	\$454,680.00
Auctioneer's Commission (6%)	(\$27,280.80)
Net Proceeds to the Department	\$427,399.20





Arkansas Academy of Civil Engineering

**ARDOT'S 2024
INDUCTEES**

2024 Environmental Excellence Awards

COLLABORATION & PARTNERSHIP AWARD



Relocating a Rare Crayfish: Jefferson County Crayfish

To mark its commitment to conservation actions for the Jefferson County Crayfish the Arkansas Department of Transportation (ARDOT) signed a Voluntary Prelisting Species Conservation Program with the U.S. Fish and Wildlife Service in 2011. Putting this commitment to action, in May 2023, ARDOT and its partners worked with volunteers to relocate Jefferson County Crayfish to protect this rare species from a planned project to widen Highway 79.

Arkansas Department of Transportation
Arkansas Game and Fish Commission
U.S. Fish and Wildlife Service
Arkansas Natural Heritage Commission

In cooperation with

Central Arkansas Water, University of Arkansas at Pine Bluff

May 28, 2024

Gloria M. Shepherd, FHWA Executive Director



U.S. Department of Transportation
Federal Highway Administration

Executive Session



Arkansas State Highway Commission Meeting

June 19, 2024