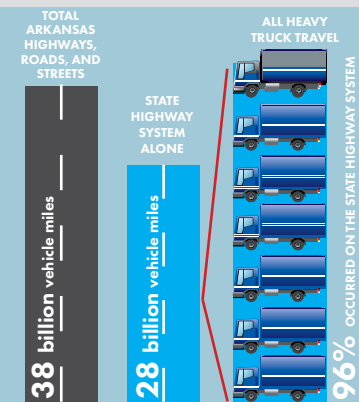


### TRAVEL

Travel across all Arkansas highways, roads, and streets totaled **38 billion** vehicle miles in 2022.

Travel across the State Highway System totaled **28 billion** vehicle miles, 72% of the total travel.

In 2022, over **96%** of all heavy truck travel in Arkansas occurred on the State Highway System.



	Number of Miles	% of Total Miles	% of VMT
State Highways	16,436	17%	72%
County Roads	65,424	66%	11%
City Streets	17,227	17%	17%
<b>Total</b>	<b>99,087</b>	<b>100%</b>	<b>100%</b>

VMT-Vehicle Miles Travelled (Dec 2022)

### MOTOR FUEL CONSUMPTION

#### PERCENT CHANGE

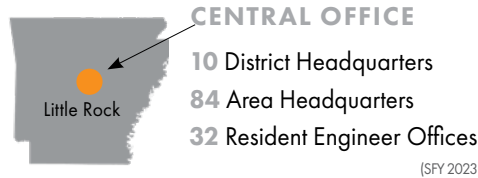
Gasoline:	0.24%
Diesel:	1.58%

(SFY 2023 COMPARED TO SFY 2022)  
DFA/June 2023 Status of Revenues

### ARKANSAS STATE HIGHWAY COMMISSION

The first Arkansas State Highway Commission was appointed in 1913. Amendment 42 of the Constitution of Arkansas, adopted in 1952, established the five-member State Highway Commission. Under this authority, the State Highway Commission is vested with powers and duties for administering Arkansas' State Highway System. Act 192 of 1977 created the Arkansas Department of Transportation (Department), adding responsibilities for coordinating public and private transportation activities and implementing a safe and efficient intermodal transportation system.

### ORGANIZATION AND PERSONNEL

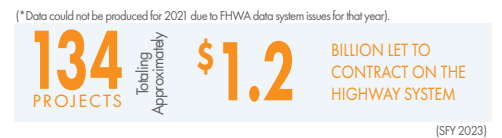



### SAFETY

The 2022 Arkansas Strategic Highway Safety Plan (SHSP)\* identified four emphasis areas and 14 focus areas. It recommended strategies for each area to reduce the number of fatal and serious injury roadway crashes.\*\* The performance measures for safety are as follows: number of fatalities in Arkansas, fatality rate, number of serious injuries, serious injury rate, and number of non-motorized fatalities and serious injuries.\*\*

\*The SHSP utilizes the Safe System Approach to address safety.  
\*\*by 2% annually until 2025.

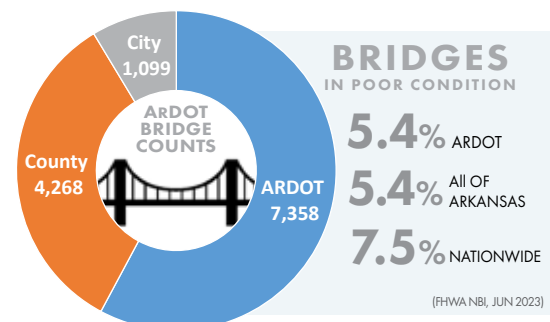
### STATE HIGHWAY SYSTEM



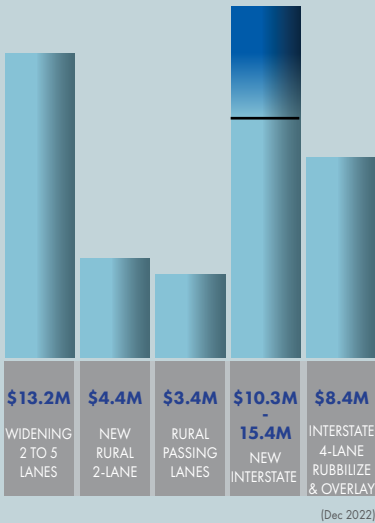
### PUBLIC TRANSIT

The Department administers five Federal Transit Administration formula programs totaling over \$30 million for FFY 2023. These programs are supported by the Mass Transit Account that is funded by a 2.86¢ per gallon federal fuel tax and Federal General Fund revenues. Act 949 of 2001 established the Arkansas Public Transit Fund, to be funded from a 5% tax on car rental rates, which generates approximately \$6 million annually for transit activities. The funds generated by the tax on rental cars are used to match federal funds for the purchase of public transportation vehicles, public transit equipment or facilities, and for the operation of the U.S. Department of Transportation Federal Transit Administration Assistance programs.

### BRIDGES



## TYPICAL CONSTRUCTION COST PER MILE



## ARKANSAS SCENIC BYWAYS

**Arkansas Scenic 7 Byway**  
Harrison to the Louisiana State Line.

**Highway 21/Ozark Highlands**  
Highway 64 to the Newton Co. Line.

**Mount Magazine/Highway 309**  
Webb City to Havana.

**Interstate 530**  
Pine Bluff.

**Boston Mountains Scenic Loop**  
Interstate 49 and U.S. 71, Alma to Fayetteville.

**West-Northwest Scenic Byway System**  
Highway 10, Ola to Oklahoma State Line.  
Highway 23, U.S. 71 to Logan Co. Line & within Booneville. Highway 71, Mena to Interstate 540.

**Sylamore Scenic Byway**  
Highway 5, Highway 14, Forest Service Road 110, Ozark National Forest.

**Pig Trail Scenic Byway**  
Highway 23, Ozark National Forest.

**Camden Expedition Scenic Byway**  
Various highways and roads in central and southern Arkansas, connecting Civil War sites.

(SFY 2023)

## NATIONAL SCENIC BYWAYS

**Talimena Scenic Drive**  
Highway 88.

**Crowley's Ridge Parkway**  
Helena-West Helena to St. Francis.

## ALL-AMERICAN ROADS

**Great River Road**  
Missouri State Line to Louisiana State Line.

(FFY 2023)

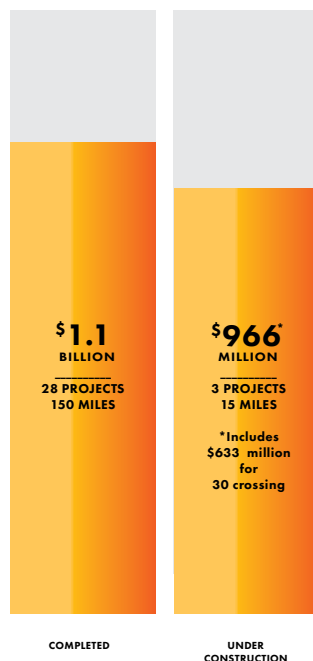
## STATE FUNDING

State revenues have traditionally been generated under tax laws governing motor fuels, special motor fuels, and motor vehicle registrations. In 2019, the Arkansas State Legislature enacted an additional indexed wholesale sales tax on motor fuel and distillate special fuel; transferred a portion of casino tax; and added registration fees of \$200, \$100, and \$50 on Electric Vehicles, Plug-In Hybrid Vehicles, and Hybrid Vehicles, respectively. After deductions for other programs, the Department receives 70% of the total revenues collected and 30% is divided equally between cities and counties. Net Department funds, including interest, in State Fiscal Year 2023 amounted to \$588.6 million. Cities and counties each received approximately \$134 million made up of the referenced taxes and additional tax for the State Aid Programs. Current State Motor Fuel Tax Rates per gallon are:

Gasoline	24.6¢
Diesel	28.4¢
Liquefied Petroleum Gas	16.5¢
Compressed Natural Gas	5.0¢

(SFY 2023)

## CONNECTING ARKANSAS PROGRAM (CAP)



(SFY 2023)

## STATE AID COUNTY ROAD AND CITY STREET PROGRAM

The State Aid Division (Division), authorized under Act 445 of 1973, administers the State Aid County Road Program and administers Federal-aid Highway funds available for county roads and bridges. In State Fiscal Year 2023, 36 jobs on 127 miles and one bridge were contracted at a total cost of \$33.3 million. The Division also administers the State Aid City Street Program and Federal-aid Highway funds available for city bridges. In the 2011 Arkansas General Assembly, HJR 1001 was adopted. This resolution, which reallocated 1¢ of the existing motor fuel tax to fund a State Aid City Street program, was approved by the vote of the people on November 6, 2012. A State Aid Street Committee consisting of nine mayors was appointed in accordance with Act 1032 of 2011 to establish procedures and guidelines for the State Aid City Street program and approve funding requests. As of December 2023, the Committee has approved funding for 1011 city street projects. In State Fiscal Year 2023, 78 jobs on 157 miles in 115 cities were contracted at a total cost of \$41.5 million (\$33.1 million of State Aid City Street funds).

(SFY 2023)

## FEDERAL FUNDING

On November 15, 2021, the Infrastructure Investment and Jobs Act (IIJA), also known as the "Bipartisan Infrastructure Law" was enacted and authorized highway and transit programs funding for a five-year period (FFY 2022-2026). Arkansas receives an average of \$780 million in each Fiscal Year. Taxes are levied on motor fuels per gallon with the revenues deposited in the Federal Highway Trust Fund Federal-aid Highway Account, Mass Transit Account, and Leaking Underground Storage Tank Trust (LUST) Fund.

(FFY 2023)

FUEL	HIGHWAY	TRANSIT	LUST	TOTAL
Gasoline	15.44¢	2.86¢	0.1¢	18.4¢
Diesel	21.44¢	2.86¢	0.1¢	24.4¢
LPG	16.17¢	2.13¢	0.0¢	18.3¢
CNG	17.07¢	1.23¢	0.0¢	18.3¢

LPG — LIQUEFIED PETROLEUM GAS  
CNG — COMPRESSED NATURAL GAS  
LUST — LEAKING UNDERGROUND STORAGE TANK

(FHWA 2021)